



# Title of Manuscript (Capital Letter of Each Word; Font type: Calibri; Font size: 16; Align Left)

Full Name<sup>1, </sup>, Corresponding Author<sup>1, </sup>, Author<sup>2, </sup> (All Authors names must be written in a **FULL NAME**; Font type: Calibri; Font size: 12; Paragraph: Align Left)



<sup>1</sup> Department of Aeronautical, Automotive and Offshore Engineering, Fakulti Kejuruteraan Mekanikal, Universiti Teknologi Malaysia, Johor, Malaysia  
<sup>2</sup> Department of Mechanical Engineering, Faculty of Engineering, Kano University of Science and Technology, Wudil, Nigeria

## ARTICLE INFO

### Article history:

Received 29 October XXXX  
Received in revised form 1 December XXXX  
Accepted 9 December XXXX  
Available online 10 December XXXX

### Keywords:

Minimum three keywords ;  
avoid too general and too specific keywords  CDF Letters  
( Please use semicolon as separator )

## ABSTRACT

Abstract should state a **short introduction of background study, problem statement, purpose of the research, briefing about the used method, principal results and major conclusions**. These **six items** should be **included in abstract section** (Compulsory). **Citation or References and non-standard or uncommon abbreviations** should be **avoided** in the abstract. The number of words should not exceed 350.

## 1. Introduction

The first sentence should start here [1]. Should have **one spacing after section header**. The **indent of the first line of paragraph** should be **0.63cm**. Content in body paragraph should be written with the Font style: Calibri; **Font size: 12; Paragraph: Justify; Line spacing: 1.0**. For example: The last few decades have witnessed vast research on new types of heat transfer fluids, namely nanofluids. Nanofluid is a fluid that contains nanometer-sized solid particles. The nanofluid was introduced by Choi *et al.*, [2] and it has been proven to give better heat transfer efficiency compared to conventional fluids. Detailed reviews on the physical and thermal properties of nanofluids can be seen in review papers by several authors [3-5]. **Important note: Citation cannot stand alone as subject or object. It just as a supportive to a statement**. For example, "was also conducted by [4]", should be written as "was also conducted by **Uithof *et al.***, [4]" (*et al.*, must be in italic style)

Second paragraph starts here (**no spacing between paragraphs**). For example: A nanofluid can be produced by dispersing metallic or non-metallic nanoparticles or nanofibers with a typical size of less than 100 nm in a base liquid.

\* Corresponding author.  
E-mail address: [author.mail@gmail.com](mailto:author.mail@gmail.com)

Generally, in manuscript, should have: **1. Introduction** (research background and Literature Review); **2. Methodology**; **3. Result**; **4. Conclusion**; **Acknowledgment**; **References**. You may add more if required. The style of the section header as below:

**1. Introduction** (Capital Letter of Each Word; No indent; Font style: Calibri & Bold; Font Size: 12)

1.1 Sub Section Header (Capital Letter of Each Word; No indent; Font style: Calibri & Italic; Font Size: 12)

1.1.1 Sub sub section header (Sentence case; No indent; Font style: Calibri & Italic; Font Size: 12)

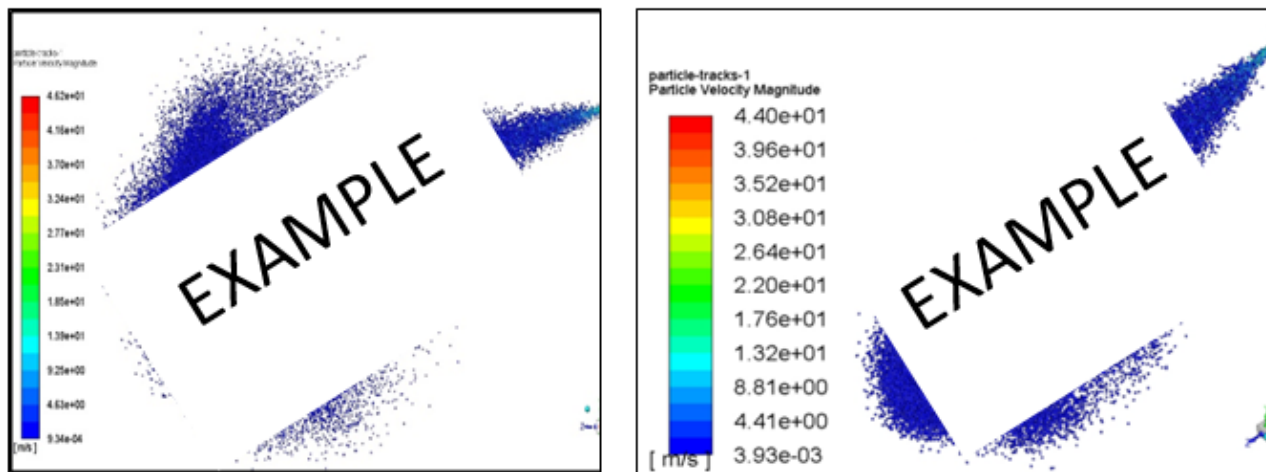
Header level three (1.1.1) and above will follow header level three style. No spacing between each header. However, before starting the first paragraph, must have one spacing after the header.

In the last paragraph of introduction section, Authors should highlight the gap and significant of the research before write the objective of the research. These three items are very important and compulsory. —End of Introduction Section—

## 2. Methodology

### 2.1 Figure Style and Format

For manuscript publication, all provided Figures must follow the standard of quality for publication. Authors must provide a high quality with high resolution Figure. Content in the Figure should be clear and readable as shown in Figure 1(b) (Especially, the font size of contour legend). For example, as in Figure 1



(a) (Font style: Calibri; Font size: 10)

(b)

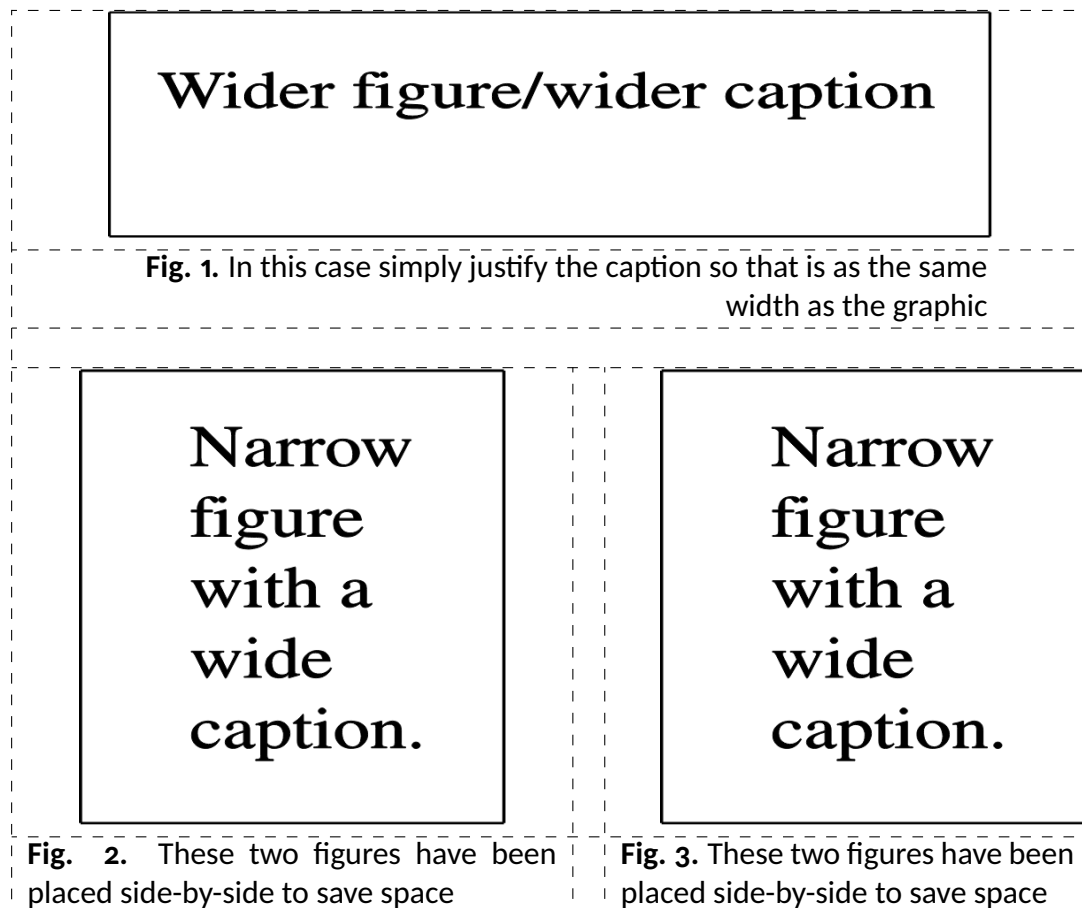
**Fig. 1.** Figure quality (a) Unclear and unreadable content (b) Clear and readable content (Font style: Calibri; Font size: 11; Paragraph: Align left)

Each Figure must be discussed or mentioned in a body paragraph. The Figure must be placed under the paragraph that discussed about the Figure. Authors should try to make economical use of the space on the page; for example

- i. avoid excessively large white space borders around your graphics;
- ii. try to design illustrations that make good use of the available space—avoid unnecessarily large amounts of white space within the graphic;

- iii. Use the suitable size of Figure. Not too big.
- iv. Individual figures should normally be centered but place two figures side-by-side if they will fit comfortably like this as it saves space.

Captions should be below the figure. The caption **SHOULD NOT** be finished with a full stop (period). The captions should be set to (a) the width of the figure for wider figures (b) centered across the width of the figure, as shown below



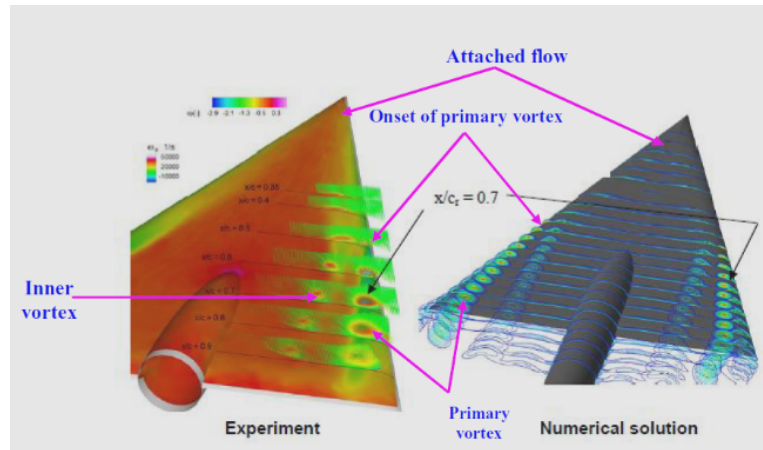
Note: For long caption



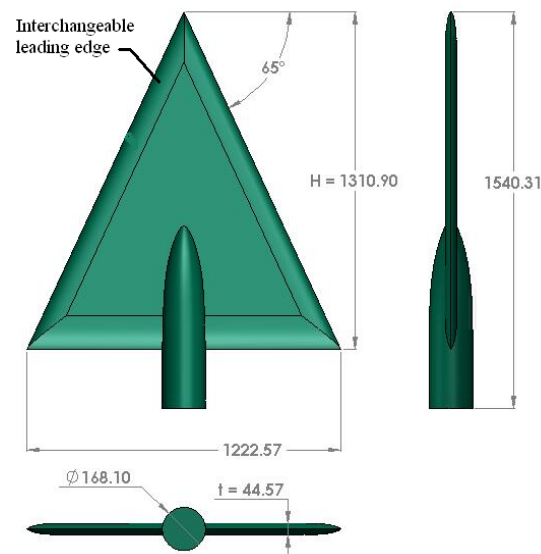
Note: For long caption

**For example:** A model of VFE-2 model was designed and fabricated in Universiti Malaysia wind tunnel under Malaysian Ministry of Education grant, as shown in **Figure 2** below [4]. The designed was exactly based on the original profile of Chu and Lucking [6] as **Figure 3**.

Few years later, a new research group is formed to further investigate the flow structure on the blunt-edged delta wing, the team called as Vortex Flow Experiment (VFE-2). The main objective of the VFE-2 test was to validate the results of Navier-Stokes calculations and to obtain a more detailed experimental data. The VFE-2 experiments were carried out for both sharp and blunt leading edge shape delta wing [1-3].



**Fig. 2.** Comparison of experimental measurement and Numerical studies above VFE-2 configurations at  $\alpha = 13^\circ$  [2]



**Fig. 3.** UTM-LST delta wing VFE-2 profiles

Mat *et al.*, [7] has performed a comprehensive flow visualization studies on blunt-edge delta wing. The primary vortex is developed at certain chordwise position and progress upstream with angle of attack; however, there is no data in VFE-2 indicating that the vortex progressed up to the Apex region with angle of attack increases.

## 2.2 Table Style and Format

Table should be placed at the center. Each Table must be discussed or mentioned in a body paragraph. The Table must be placed under the paragraph that discussed about the Table. Font style and

font size of content in the Table are Calibri and 10, respectively. The content must be align left. The font size of Table caption is 11. The caption SHOULD NOT be finished with a full stop (period). The captions should be set to the width or within of the Table.

**Table 1**

Place the caption above the table.

Here the caption is wider than the table

Distance (m)	Velocity (ms <sup>-1</sup> )
A	1
B	2
C	3
D	4

**Table 2**

Here the caption is shorter than the table

Reynolds

## 2.3 Equation Style and Format

All equation that mentioned in body paragraph should be written as Eq. (1). Please use Microsoft Equation in order to present an equation. The font size of equation is 12. Each equation must be numbered as follow

$$\text{Re} = \frac{\rho V x}{\mu} \quad (1)$$

## 3. Results

### 3.1 Pressure Distribution

**For example:** This section discusses the results obtained from the surface pressure measurement study. The effects of angle of attack, Reynolds number and leading edge bluntness are discussed in the next sub section.

#### 3.1.1 The effect of angle of attack

The test configuration for this experiment is in Table 1. Nevertheless for the experiment at Reynolds number of  $2 \times 10^6$ , the angle of attack was limited to  $\alpha = 23^\circ$  only.

**Table 1**

The values of Reynolds number and velocity

Reynolds

To differentiate the effects of Reynolds number, the experiments was also performed at two speeds of 18 m/s and 36 m/s that corresponding to  $1 \times 10^6$  and  $2 \times 10^6$  Reynolds number, calculated from Eq. (1) and summarize in Table 1.

$$\text{Re} = \frac{\rho V x}{\mu} \quad (1)$$

where the dynamic viscosity,  $\mu$ , density of air,  $\rho$  and length,  $x$  were taken as  $1.846 \times 10^{-5} \text{ kg/ms}$ ,  $1.18 \text{ kg/m}^3$  and  $0.874 \text{ m}$  respectively.

## 4. Conclusions

In **conclusion part**, **Author** should **highlight** the **finding** of their research that **respond** to the research **objective**. **For example**: The experimental data of UTM-LST VFE-2 model at high angle of attack is presented here. More experiments are needed to verify this complicated flow topology.

## Acknowledgement

This research was funded by a grant from Ministry of Higher Education of Malaysia (FRGS Grant R.J130000.7824.4X172).

(Note: This part is **compulsory**. If this research was **not funded** by any grant, please write “ **This research was not funded by any grant** ”)

## Conflicts of Interest

Author A has received research grants from Company A. Author B has received a speaker honorarium from Company X and owns stocks in Company Y. Author C has been involved as a consultant and expert witness in Company Z. Author D is the inventor of patent X.

*If no conflicts exist, the authors should state:*

The authors declare no conflicts of interest.

## References

The list of references should only include works that are cited in the text and that have been published or accepted for publication. Personal communications and unpublished works should only be mentioned in the text. Reference style should be in **Chicago style**. Please use this [link](#) for the **DOI number**.

## References (Reference style: APA style - must write DOI) **Minimum 20 references**

- [1] Kabir, M. F., & Roy, S. (2023a). Hazard perception test among young inexperienced drivers and risk analysis while driving through a t-junction. *Decision Making: Applications in Management and Engineering*, 6(1), 1–17. <https://doi.org/10.31181/dmame181221015k>
- [2] Kabir, M. F., & Roy, S. (2023b). Hazard perception test among young inexperienced drivers and risk analysis while driving through a t-junction. *Decision Making: Applications in Management and Engineering*, 6(1), 1–17. <https://doi.org/10.31181/dmame181221015k>
- [3] Strunk, W. J., & White, E. B. (2000). *The elements of style*. (4th ed.) New York: Longman, (Chapter 4). Reference to a chapter in an edited book: Mettam, G. R., & Adams, L. B. (2009). How to prepare an electronic version of your article. In B. S. Jones, & R. Z. Smith (Eds.), *Introduction to the electronic age* (pp. 281–304). New York: E-Publishing Inc.